Replacing the Air Purifying Filter

The air purifying filter is disposable.
Make sure to replace the filter when it becomes dirty.

Replacing the photocatalytic filter

Although the photocatalytic filter lasts roughly 2 years, replace it when:
- **You have soaked the filter 8 times.**
- **The photocatalytic filter has turned brown due to cigarette smoke or black with dust.**

Filter life differs on usage and environmental conditions.

Remove the front panel and pre-filter to replace the photocatalytic filter.

For maintenance procedures see 10

Parts sold separately

Photocatalytic filter for replacement

- Type: MJPR-10TXFT
- Type code: 5C5 815

For these items contact your nearest Mitsubishi Electric dealer.

Storage and Disposal

Storage

After switching the unit off, leave for one day until any water inside has had time to run off, then carry out the following steps.

1 Perform drying inside. 17

Performing drying inside to prevent mildew growth is recommended.

2 Bundle power cord.

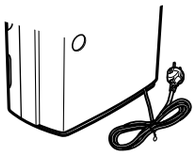

3 Remove the drainage water. 21

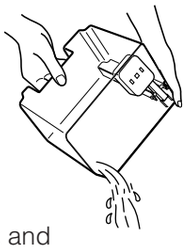

Empty the water tank and wipe away any remaining drops of water.

4 Clean the pre-filter. 23



Remove grit with vacuum cleaner.

5 Store the unit.
- **When you are sure that all parts of the unit are dry, cover it with a cloth to keep it from dust.**
- **Store the unit in an upright position in a place not exposed to direct sunlight.**

When disposing the unit

Dispose according to the garbage regulations in your district.

- Photocatalytic filter
  Material: PET and PS
- Unit
  Do not disassemble. Dispose according to the garbage regulations in your district.