






DRAIN PAN HEATERS LOW AMBIENT BASE PAN HEATERS



System Reference:

Date:

AVAILABLE MODELS

 <p>MAC-640BH-U</p>	 <p>MAC-642BH-U1</p>	 <p>PAC-645BH-E</p>
 <p>PAC-646BH-E</p>	 <p>PAC-SJ20BH-E</p>	

GENERAL FEATURES

- Prevents ice from building up on the outdoor unit base when operating in heating mode for an extended period of time in a very low temperature, high humidity condition
- Controlled by outdoor unit
- Works during defrost operation and energizes when outdoor temperature drops below 36°F
- MAC-640BH-U connects to CN722 on control board of MUZ-FH06,09,12NA, MUZ-GL09,12,15NA, MUZ-HM09,12,15,18NA, MUZ-WR09,12,18NA, SUZ-KA09,12,15NA2
- PAC-645BE-E connects to CN-714 on MXZ-3C24/3C30/4C36/5C42NA
- MAC-642BH-U1 connects to CN601 on control board of MUZ-FH15,18NA, MUZ-GL18,24NA, MUZ-HM24NA, MUZ-WR24NA, SUZ-KA18,24,30,36NA2
- PAC-646BH-E connect to CN714 on MXZ-2C20NA2
- PAC-SJ20BH-E connects SS on Control board of MXZ-8C48NA, 8C60NA, PUZ-A36,42NKA7, PUZ-HA42NKA, PUMY-P36,48,60NKMU2

INSTALLATION NOTES

- For MUZ-A models, the power board needs to be replaced with board included with pan heater
- Use of drain pan heaters is recommended when ambient temperatures are expected to be below freezing for periods longer than 72 hours straight; or when continuous sub-zero outdoor ambient conditions are expected to last longer than 24 hours
- Outdoor unit must not be installed directly on the ground, but on a raised platform, such as on mini-split stands, to suppress freezing
- Recommended installation of a Ground Fault Interrupt (GFI) circuit breaker, depending on installation area to prevent electric shock
- See corresponding installation instructions, and outdoor unit technical service manual for further details on installation

APPLICABLE MODELS: DRAIN PAN HEATERS

Table 1.

Drain Pan Heater Kits	Outdoor Unit Models	Rated Voltage	Power Input
MAC-640BH-U	MUZ-GL09/12/15NA MUZ-FH06/09/12NA MUZ-HM09/12/15/18NA MUZ-WR09/12/18NA SUZ-KA09/12/15NA2	208 / 230 V	106 / 130 W
MAC-642BH-U1	MUZ-FH15NA MUZ-FH18NA2 MUZ-GL18/24NA MUZ-HM24NA MUZ-WR24NA SUZ-KA18/24/30/36NA2	208 / 230 V	98 / 120 W
PAC-645BH-U	MXZ-3C24/3C30/4C36/5C42NA	230 V	80 W
PAC-646BH-E	MXZ-2C20NA2	230 V	120 W
PAC-SJ20BH-E	MXZ-8C48/8C60NA	230 V	150 W



1340 Satellite Boulevard, Suwanee, GA
30024
Toll Free: 800-433-4822
www.mehvac.com