




Photo



Descriptions

This filter catches dead mites and their droppings, pollen and other allergens on the filter filament, then decomposes them with artificial enzymes.

(Artificial enzyme catalyst on the filament catches the allergens and helps the chemical reaction with Oxygen and severs the S-S* bonds. *S=Sulfur atoms)

Applicable Models

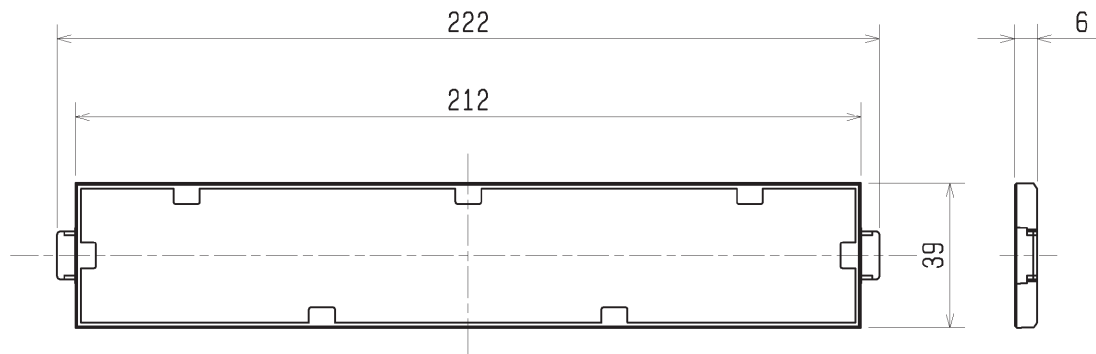
- MSZ-GE22VA ■ MSZ-GE42VA
- MSZ-GE25VA ■ MSZ-GE50VA
- MSZ-GE35VA

Specifications

Material	Filter: Polyester, rayon, actylicresin Frame: Polypropylen
Color (Filter)	Light blue

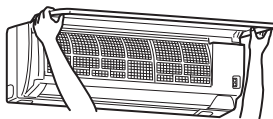
Dimensions

Unit : mm

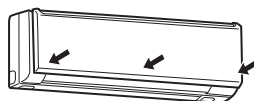


How to Use / How to Install

Front panel

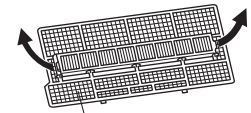


1. Lift the front panel until a "click" is heard.
2. (1) Remove the Catechin air filter.
(2) Remove the air cleaning filter.
(3) Install a new air cleaning filter.
(4) Install the Catechin air filter.
3. Close the front panel securely and press the positions indicated by the arrows.



Back side of air filter

- **Clean every 3 months.**
- Soak the filter together with its frame in lukewarm water and wash it.
- After washing, dry it well in shade and put it back to its original position. Install all tabs of the air filter.
- Replace it with a new air cleaning filter **every year** for best performance.



Pull to remove from the air filter